



[click to enlarge](#)



[click to enlarge](#)

Abbreviations & Terms



Find this Yarn 



A spellbinding spiral of ruffles, our Bewitch scarf works up quickly with either a crochet hook or a pair of knitting needles.



PDF Pattern Instructions

(If you can't open this PDF file you need Adobe Acrobat Reader. Get it [here](#).)

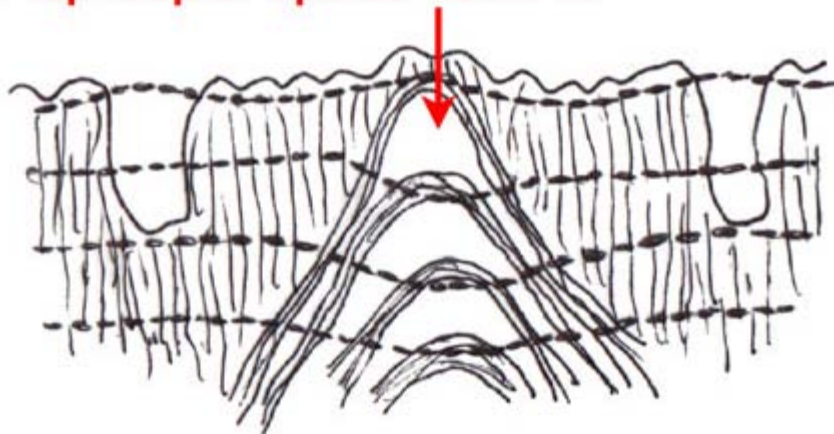
FINISHED MEASUREMENTS

Approx. 40" long

MATERIALS

1 Hank **BERROCO RIC RAC** (75g)
Crochet hook, size D-3 US (3.25 mm) OR
Knitting needles, size 2 US (2.75 mm)

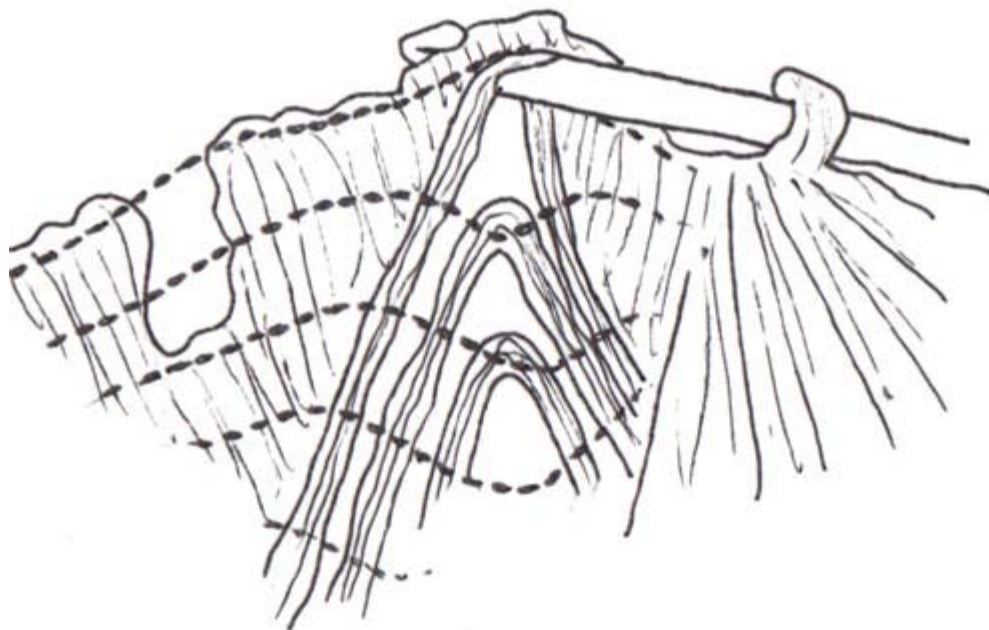
NOTE: When inserting hook or needle, always use top loop of upside-down V.



CROCHET VERSION

To secure end, roll first 1" of "yarn" and put crochet hook through all layers at the top edge. Put hook through next loop on top edge and pull through the rolled layers.

* Gathering stitch - Put hook through next loop, then pull this loop through second loop on hook (see below).



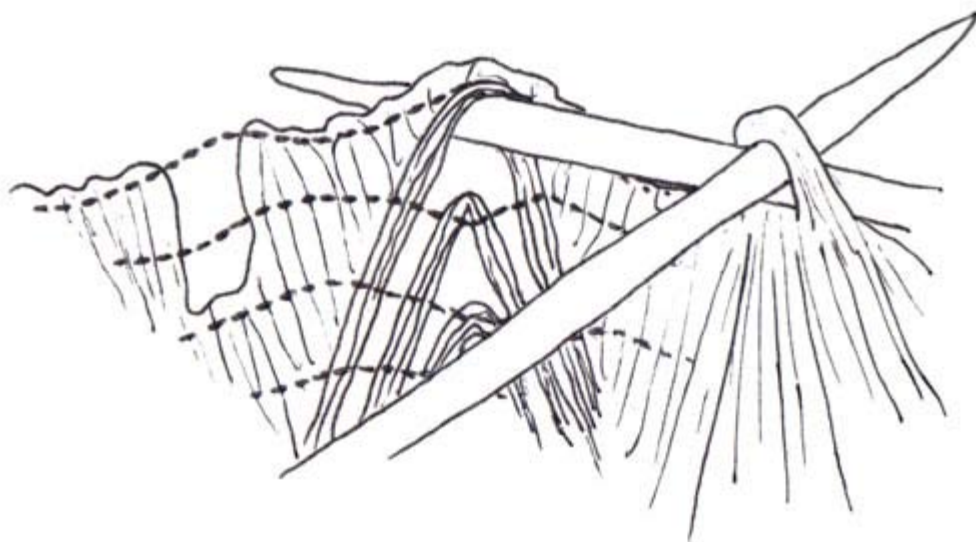
Repeat from *

Roll the last 1" of "yarn" and put hook through all layers at the top edge. Pull through the other loop on hook. Secure last loop with sewing thread. Add a few drops of liquid seam sealant to each raw edge to prevent fraying.

KNIT VERSION

To secure end, roll first 1" of "yarn" and put right-hand needle through all layers at top edge. Put needle through next loop on top edge and with 2nd needle, pull the loop of rolled layers over the single loop and off needle.

*Gathering stitch - Put needle through next loop, then with 2nd needle pull second loop on needle over first loop and off needle (see left).



Repeat from *

Roll the last 1" of "yarn" and put needle through all layers at the top edge. With 2nd needle pull second loop on needle over loop made with the rolled layers, and off needle. Secure with sewing thread. Add a few drops of liquid seam sealant to each raw edge to prevent fraying.

For a video demonstration of both versions click [here](#).

WEB EXCLUSIVE

www.berroco.com

[Home](#) | [Yarn Shops](#) | [Yarns](#) | [Free KnitBits®](#) | [New This Season](#) | [Free Patterns](#) | [Blog](#) | [Multimedia](#)
[Pattern Corrections](#) | [Abbreviations & Terms](#) | [Links](#) | [Handeze® Glove](#)
[About Us](#) | [Privacy Statement](#) | [FAQs](#) | [Contact Us](#)

Berroco, Inc. 1 Tupperware Dr. Suite 4, N. Smithfield, RI 02896-6815 USA
copyright 2012 Berroco